


A new M8 connector-type added to the DP-100 series!




The cable can be connected by M8 connection


In addition to the standard sensors which have flat-type plastic connectors, the line-up now includes sensors with M8 connectors that can be connected using metal M8 threads.

M8 connector type

Connection cable
CN-24A-C2 (cable length 2 m 6.562 ft)
CN-24A-C5 (cable length 5 m 16.404 ft)



Standard type



Dual 3-color display makes operation easier!

The dual display means that the 'current value' and the 'threshold value' can be displayed at the same time to improve ease of operation and visual checking. Introducing a new standard in digital pressure sensor technology.

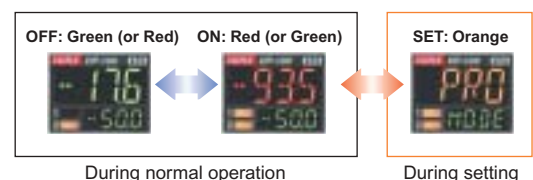
Dual display allows direct setting of threshold value

The current value and the threshold value can both be checked at the same time. You can check and change the threshold value directly, without having to switch screens.



3-color LCD display (Red, Green, Orange)

The main display changes color in the status of output ON / OFF operation, and it also changes during setting. This makes it easy to see the status of the sensor and reduces operation errors.



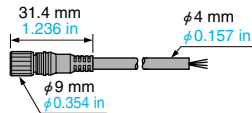
SPECIFICATIONS

Item	Type Model No.	Standard		Multi-function	
		For low pressure DP-111-E-P-J	For high pressure DP-112-E-P-J	For low pressure DP-111A-E-P-J	For high pressure DP-112A-E-P-J
Rated pressure range		- 100.0 to + 100.0 kPa	- 0.100 to + 1.000 MPa	- 100.0 to + 100.0 kPa	- 0.100 to + 1.000 MPa
Applicable fluid		Non-corrosive gas			
Supply voltage		12 to 24 V DC $\pm 10\%$ Ripple P-P 10 % or less			
Comparative output		PNP open-collector transistor			
Response time		2.5 ms, 5 ms, 10 ms, 25 ms, 50 ms, 100 ms, 250 ms, 500 ms, 1,000 ms, 5,000 ms, selectable by key operation			
Auto-reference function / Remote zero-adjustment function		—		Incorporated	
Analog voltage output		—		Incorporated	
Ambient temperature		- 10 to + 50 °C + 14 to + 122 °F, Storage: - 10 to + 60 °C + 14 to + 140 °F			
Pressure port		G $\frac{1}{8}$ male thread + M5 female thread			
Material		Enclosure: PBT (glass fiber reinforced), LCD display: Acrylic, Pressure port: Stainless Steel (SUS303), Mounting threaded part: Brass (nickel plated), Switch part: Silicone rubber, M8 connector part: Brass • nickel plated (Shell) / Brass • Gold plated (Contact)			
Accessories		Unit selection plate: 1			

Note: Where measurement conditions have not been specified precisely, the conditions used were ambient temperature + 20 °C + 68 °F.

Connection cable (optional)

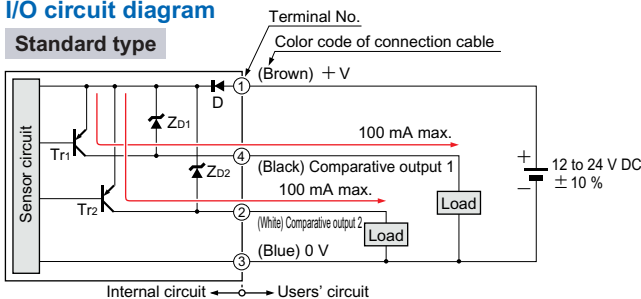
CN-24A-C2: cable length 2 m 6.562 ft
CN-24A-C5: cable length 5 m 16.404 ft



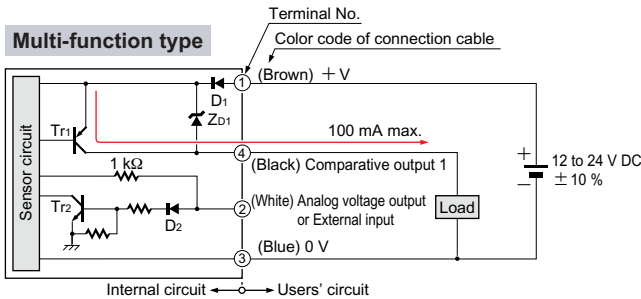
I/O CIRCUIT AND WIRING DIAGRAMS

I/O circuit diagram

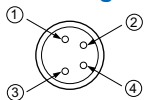
Standard type



Multi-function type



Terminal arrangement diagram



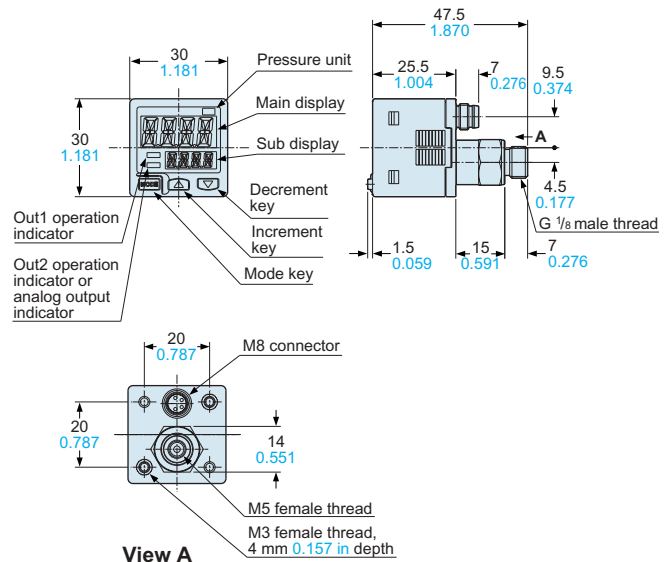
Terminal	Designation
①	+ V
②	Standard type: Comparative output 2 Multi-function type: Analog voltage output or External input
③	0 V
④	Comparative output 1

PRECAUTIONS FOR PROPER USE



- Never use this product as a sensing device for personnel protection.
- In case of using sensing devices for personnel protection, use products which meet regulations and standards, such as OSHA, ANSI or IEC etc., for personnel protection applicable in each region or country.
- The DP-100 series is designed for use with non-corrosive gas. It cannot be used with liquid or corrosive gas.

DIMENSIONS (Unit: mm in)



All information is subject to change without prior notice.



SUNX Limited

2431-1 Ushiyama-cho, Kasugai-shi, Aichi,
486-0901, Japan
Phone: +81-(0)568-33-7211
FAX: +81-(0)568-33-2631

Overseas Sales Dept.

Phone: +81-(0)568-33-7861
FAX: +81-(0)568-33-8591

<http://www.sunx.jp/>